

YOUTH EXCHANGE
IDEATHON ON
DIGITAL
CITIZENSHIP
29.8.2022 – 5.9.2022

HOTEL REMY, BRATISLAVA





Ideathon on Digital Citizenship

Erasmus+ KA1 Youth Exchange

Info-pack for participants

August 29 – September 5, 2022

Bratislava, Slovakia

www.europskydialog.eu

Welcome to Slovakia and our Youth Exchange Ideathon on Digital Citizenship!

Dear participant!

It is wonderful to have you join us for these 6 exciting training days! This youth exchange is organised and hosted by the **European Dialogue** (Slovakian NGO). It is supported by the **Erasmus+ programme** through the Slovak National Agency – NIVAM. The local partners are:

- Mladiinfo Montenegro (Montenegro)
- Youth Time (Czechia)
- Scambieuropei (Italy)
- Belgium (StampMedia)

We hope you are looking forward to participate in this event as much as we are.

Yours,

Denisa Karabová , Martin Maška and Monika Kmeťová

In this document you can find all useful information. Please read through it carefully and if you have any questions, please write an email to Denisa: d.karabova@europskydialog.eu.

CONTENT

- Summary and objective
- Logistics
- Accommodation and hospitality
- About the project
- Programme
- Finances

Summary and objective

The 21st century has brought a huge boom in information and communication technologies. Digital tools have become an integral part of our daily lives - whether at work, at home or during leisure activities. Today's society can be called digital, and in addition to entertainment, we use technology and the Internet for all kinds of participation - from culture, through health care, education, business to politics. In addition, the COVID-19 pandemic has further multiplied the importance of participatory tools and extended their use to several other sectors.

This goes hand in hand with the need to increase people's' digital literacy in order for them to be able to make effective and good use of the opportunities offered in the online space - especially methods and tools for participation in decision making - and be prepared for challenges. Then they can positively change society - when individuals or groups of people are able to successfully realise and promote their ideas and thereby initiate and achieve change at a local, national, or international level. Social media have become the dominant media channel in the last decade, the function of which is also participatory involvement.

In today's digital age, it is easy to take the initiative, to campaign for positive change, and even get your ideas to the highest politicians or other authorities. However, it is important for young people to know how to do it right and how to become an active, responsible, and successful digital citizen. That's why we came up with this youth exchange!

What will the participants get?

Participants will learn how to become responsible digital citizens and how to use all the opportunities to participate in community building. They will:

- get to know what the e-participation and e-governance means and what tools are available and most effective ones
- learn what rights and responsibilities they have as European citizens and how they can contribute to a better future of Europe.
- discover what the youth advocacy means and what kind of campaigns they can do for their communities
- find out why volunteering is very important and which volunteering opportunities they can use.
- be aware of all the security threats they may face in the online space
- improve their critical thinking skills and will be able to identify the relevant medium and source
- suggest an innovative idea for improving local/national/European community and the best idea will be awarded

Logistics

Our meeting will take place in **Bratislava**, capital of Slovakia. You are expected to arrive on 29th August ideally before 18:00 and leave on 5th September 2022.

The easiest and most economical way to reach the venue is to fly to Bratislava (which is unfortunately very small airport and usually it is hard to find the flights there). Very convenient option is to fly to Vienna and then take a bus from the airport to Bratislava (approx. 1 hour).

The limit for travel costs is following:

| | |
|-------------|---------|
| Slovakia: | 100 EUR |
| Montenegro: | 275 EUR |
| Italy: | 275 EUR |
| Belgium: | 275 EUR |
| Czechia: | 180 EUR |

Once you have confirmed your participation, please check the most suitable flight tickets for you and consult it directly with us (please contact Denisa in this regard through email d.karabova@europskydialog.eu). We can also help you to find suitable bus/train itinerary for travel from Bratislava/Vienna airport to the hotel and back. If you have confirmed the flight tickets by representative of European Dialogue, you can proceed with tickets booking. Right after the training, you will be reimbursed directly on your bank account after providing all necessary documents. The procedure of reimbursement process will be explained to you during the first day of youth exchange.

WHO IS WHO – IMPORTANT CONTACTS

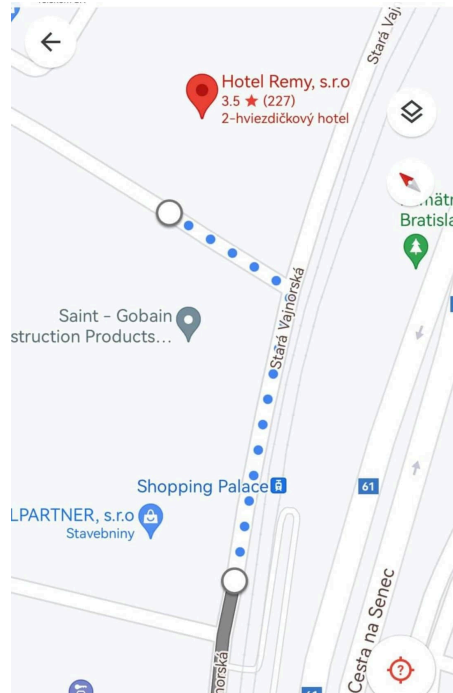
Denisa Karabová – European Dialogue – coordinator, reimbursements, trainer,
denisa.karabova@gmail.com | 00421 908 203 410

Martin Maška – European Dialogue – trainer, reimbursements, m.maska@europskydialog.eu 0042 721
766 873

Monika Kmeťová – trainer, m.kmetova@europskydialog.eu, 00421 918 732 830


HOW TO GET FROM BRATISLAVA AIRPORT TO HOTEL

Outside the Bratislava airport (in front of arrivals) there are bus stops. **Firstly don't forget to buy the ticket in the yellow machine outside and then to validate it in the machine inside the bus** - you will need the ticket valid for 60 mins. Then you take bus number 96 and get out at stop called “*Na kižovatkách*”. From the same bus stop “*Na kižovatkách*” you take bus number 65 and get out at “*Shopping Palace*” bus stop. Then the hotel is just 150 meters away from there.(you can see the map below how to reach it):

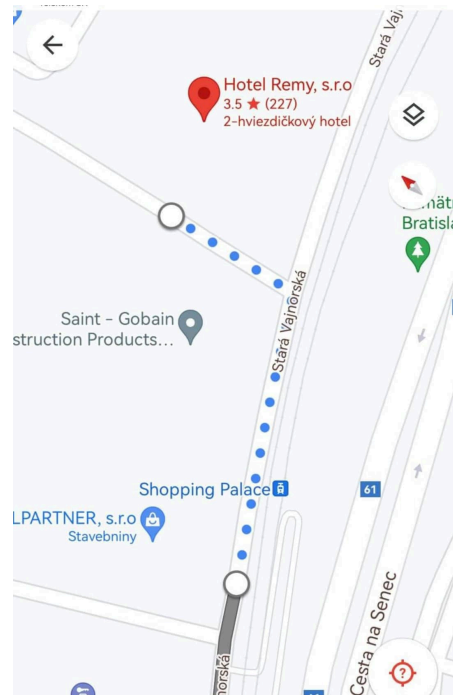


HOW TO GET FROM VIENNA AIRPORT TO BRATISLAVA AND THEN TO HOTEL

There are several bus companies that go to **Bratislava bus station (Mlynské Nivy)**. You just have to get out of the arrival building and you will see the bus platforms on your right. There is some bus going almost in every 30 min or even often. You can check it out on the websites and even book the ticket in advance, but since you cannot know if your flight won't be delayed, we would recommend you to buy the ticket online right after landing to avoid situation the bus will be fully booked, Here are some bus companies: <https://www.studentagency.eu/en/> <https://www.slovaklines.sk/main-page.html> <https://www.flixbus.sk/>. You can check with one will suite you the best also here: <https://cp.hnonline.sk/en/vlakbusmhd/spojenie/>



The travel takes up to one hour. You get to the Bratislava bus station and what you get out, find the bus station called “*Košická*” and take bus number 60. **Firstly don’t forget to buy the ticket in the yellow machine outside and then to validate it in the machine inside the bus** - you will need the ticket valid for 60 mins. You get out at 13th stop called “*Radiová*”. Then you go to the opposite bus stop “*Radiová*” and take bus number 65 and get out at stop called “*Shopping palace*”. Then the hotel is just 150 meters away from there. (you can see the map below how to reach it):




Accommodation and hospitality

We will be accommodated in **Hotel Remy (Bratislava)** (<https://hotel-remy.mozello.com/home/>) in shared rooms (2 people in room). Hotel is situated close to Zlaté piesky, a popular lake, used as a natural swimming pool with the possibility of doing various sports there.

The meeting room where most of the activities will take place will be right in the hotel. Each room has own bathroom. The hotel has also a very nice backyard where you can chill during a free time.

Address of accommodation: **Stará Vajnorská cesta 37 / a Bratislava 831 04, Slovakia**

Here are some pictures from the hotel:



Source of pictures: Hotel Remy, Retrieved from: <https://hotel-remy.mozello.com>

Zlaté piesky area close to the hotel:



Source: Welcome to Bratislava, Retrieved from: <https://www.welcometobratislava.eu/wakelake/>

Lunches, dinners, coffee-breaks

The food will be provided by the organizers (breakfast, lunch, dinner and coffee breaks included each day). We will take into consideration your dietary restrictions that you inform us about through the application form.

Any additional refreshments and food are on your own costs.

Program

Program is being finalized and you will be informed about it very soon.

Intercultural night

We will have an intercultural night during which you will present your country by creative way. You can show us some traditional dances, make a quiz, or prepare a presentation. If you have a possibility, you can also bring some typical snacks/food/beverages that everybody can taste during the evening. (It would be on your expenses).

Finances

Reimbursements

We would like to ask you to bring those documents for reimbursements that you don't need for your return trip **to organisers**. You can hand it to them during the training – each day before beginning of first session. European Dialogue will reimburse **travel costs** (flight + train or bus ticket) **from place of your current residence** up amount written below.

The limit for travel costs is following:

| | |
|-------------|---------|
| Slovakia: | 100 EUR |
| Montenegro: | 275 EUR |
| Italy: | 275 EUR |
| Belgium: | 275 EUR |
| Czechia: | 180 EUR |

Although travel costs will be reimbursed, you are expected to make your own travel arrangements as soon as possible after receiving acceptance e-mail. Before you buy it, please ask for confirmation from Denisa (d.karabova@europskydialog.eu). You are expected to use following means of the transportation:

- Train: 2nd class ticket (normal as well as high-speed trains),
- Flight: return economy-class air ticket or a cheaper ticket,
- Bus,
- Car.

European Dialogue (or your sending organisation) can help you with finding the most suitable travel plan.

If you don't have it already, you are expected to arrange adequate medical and travel insurance. Unfortunately it cannot be reimbursed by organisers.

You will be asked to send the documents you need for your return trip **by post to European Dialogue** (reimbursement form and information about address will be given to you at training). If you have just online tickets, it enough to send them via email.

You are asked to do so **within one month after the training**. Without all documents required we cannot proceed with your reimbursement, so please keep all receipts, invoices, tickets or boarding passes.

Documents required for reimbursement

1. **The documents that will be sent to you by European Dialogue:**
 - Reimbursement form
2. **Other documents required for reimbursement:**
 - Invoices, where the price is stated
 - Original plane boarding cards/train tickets /bus tickets

For any further details concerning reimbursement arrangements, please write to m.maska@europskydialog.eu or d.karabova@europskydialog.eu

CHECKLIST

| | |
|--------------------|--|
| Time zone | Slovakia is located in the UTC/GMT + 1 hour |
| Currency | The currency in Slovakia is Euro - € |
| Weather conditions | It should be very warm weather, but you better check the weather forecast right before leaving for training. |

| | |
|-------------------------|---|
| Venue and accommodation | Hotel Remy, Stará Vajnorská cesta 37 / a Bratislava 831 04, Slovakia https://hotel-remy.mozello.com |
| Arrivals | Participants are expected to arrive on 29 th August, ideally before 18:00. |
| Departures | Departure will be on 5 th September after breakfast. |
| Emergency contacts | Denisa: +421908203410; Martin: +420721766873, Monika: +421 918 732 830 |
| Insurance | Make sure you get a relevant travel and health insurance, if you don't have it yet! |
| Application form | Make sure you filled the application form: https://forms.gle/LFEoBNsfyjkLMcFm6 |
| Don't forget as well | <ul style="list-style-type: none"> * Shampoo and other toiletries (personal hygiene set) * Pocket money – Euros * Recent information about your sending organisation * Personal Identification documents * Ideas for energisers *Your good mood! <p>You don't have to bring with you towels, as they will be provided to you by the accommodation.</p> |

Place for your notes ☺