

DECODING DIGITAL SPACES

AI, MEDIA LITERACY AND DIGITAL SAFETY


ERASMUS+ TRAINING COURSE

Infopack for participants

 17th to 23rd of March 2025

 Trnava, Slovakia

www.europskydialog.eu



Co-funded by
the European Union




NIVAM

NÁRODNÝ INŠTITÚT VZDELÁVANIA A MLÁDEŽE

Decoding Digital Spaces

AI, Media Literacy
and Digital Safety



Erasmus+ Training
for Youth Workers

INFOPACK

March 17 – 23, 2025
Trnava, Slovakia

WELCOME TO SLOVAKIA!



AND OUR ERASMUS+ TRAINING COURSE

Decoding Digital spaces: AI, Media Literacy and Digital Safety

Dear participant!

It is wonderful to have you join us for these 5 exciting training days! This training course for youth workers is organised and hosted by the European Dialogue (Slovakian NGO). It is supported by the Erasmus+ programme through the Slovak National Agency - NIVAM. The local partners are:

- InEdNet (Armenia)
- Forum Młodych Dyplomatów (Poland)
- Scambieuropei (Italy)
- European Youth Centre Břeclav (Czech Republic)
- Mladiinfo Montenegro (Montenegro)
- The Future Now Association (Bulgaria)
- Vídeňské svobodné listy (Austria)

We hope you are looking forward to participating in this activity as much as we are.

Yours,

*Denisa Karabová, Monika Kmeťová. Martin Maška,
Ali Honaramiz and Tomáš Jančí*

CONTENT

- Summary and objectives
- Logistics
 - Bratislava Airport -> Trnava
 - Vienna Airport -> Trnava
 - Trnava -> Accommodation
- Accommodation and hospitality.
- Finances
- Programme
- Checklist



In this document you can find all useful information. Please read through it carefully and if you have any questions, please write an email to Denisa:

d.karabova@europskydialog.eu

SUMMARY AND OBJECTIVES

Artificial Intelligence (AI) is transforming the way we interact with media, challenging our understanding of digital spaces. In today's fast-changing digital environment, youth workers must equip themselves with the skills and knowledge to navigate the intersection of AI, media literacy, and digital safety. This training will provide tools to explore the positive potential and risks of AI in youth work, foster critical media literacy, and develop strategies for safe and effective online engagement. Through workshops, study visits, and expert-led discussions, participants will learn how to critically approach digital technologies, address online risks like cyberbullying, and build engaging virtual communities.

What will the participants get?

Participants will acquire a variety of competencies to tackle contemporary challenges related to AI, media, and digital literacy. During the program, they will:

Gain an understanding of AI tools for youth work, including their benefits and risks.

Get insight into ethical considerations when using AI in youth work, including privacy, algorithmic bias, and responsible implementation of AI.

Develop critical media literacy skills, such as how to read, sort, make, and understand media.

Learn about digital safety, including strategies to counter cyberbullying, hate speech, and online harassment.

Explore and practice using various AI tools as well as gaining valuable experience with technologies that can enhance youth work, ensure online safety, and support critical media literacy.

Participate in study visits to local organizations to explore AI trends and media literacy practices.

Collaborate on practical outputs, applying learned skills to create meaningful resources.



What to expect?

Collaborations



Presentations



Learning activities



Workshops



Recognition



Friendships



LOGISTICS

Our meeting will take place in **Trnava-Hrnčiarovce nad Parnou**, not far from the capital city of Bratislava. You are expected to arrive on:

the 17th of March before 19:00 and leave on the 23th of March 2024 after breakfast.

We very much encourage you to choose a **green way of transport** - either train or bus. The easiest and most economical way to reach Trnava by plane is to fly to *Bratislava* (which is a very small airport and usually it is hard to find the flights there). Other very convenient option is to fly to *Vienna* (Austria), then take a bus from the airport to Bratislava (approx. 1 hour) and then bus or train to Trnava (approx. 30 minutes).

The limit for travel costs is the following:

Slovakia	180* EUR
Poland	180 EUR
Italy	275 EUR
Montenegro	275 EUR
Bulgaria	275 EUR
Austria	180 EUR
Armenia	360 EUR
Czechia	180 EUR

***For participants from Slovakia: if the distance is more than 99 km**

Once you are selected and confirmed by the partner organisation, please check the most suitable travel tickets for you and consult it either with the sending organisation or directly with us. We can also talk about travel itineraries individually, and we can help you to find suitable bus/train itineraries for travel from Bratislava/Vienna to Trnava-Hrnčiarovce and back. **If you have confirmed the flight tickets by a representative of the European Dialogue, you can proceed with tickets booking.** Right after the training, you will be reimbursed directly on your bank account after providing all the original travel documents to organisers. The procedure of the reimbursement process will be explained to you during the first day of training.

HOW TO GET FROM BRATISLAVA AIRPORT TO TRNAVA



DIRECT BUS:

Outside the Bratislava airport (in front of arrivals) you will find a bus stop. Several times a day there are buses going to Trnava. You can check it here:

<https://cp.hnonline.sk/en/vlakbusmhd/spojenie/>

You have to search as follows:

from: Bratislava, letisko

to: Trnava

PUBLIC BUS -> TRAIN:

If there is no bus going to Trnava, you have to take the public transport number **61** which last stop is *Bratislava main train station (Bratislava, Hlavná stanica)*. Don't forget to buy the ticket in the machine outside and then to validate it in the machine inside the bus. Buy the 60 min ticket (the bus ride takes 24 minutes).

BRATISLAVA MAIN TRAIN STATION -> TRNAVA:

There are always trains going to Trnava from the Bratislava's Main Train station. Some of them are named Os, and they make stops in regional villages. Try to catch the fast train with its code starting with R, REX, Ex, or Os.


You can book your tickets in advance here:

<https://www.zssk.sk/en/>, but it is not necessary. You can buy them at the station. Your ticket is valid for 24 hours from the moment of purchase until validated.



**[Bratislava
Main Train
Station
on GMaps](#)**

HOW TO GET FROM VIENNA AIRPORT TO TRNAVA



TRAIN:

There is a train station at the airport, so you can reach Bratislava by train: from the *Flughafen Wien* trains go to the main *Wien Hauptbahnhof*, then you take another train to Bratislava, and another train to Trnava (see above). Check your way here: <https://www.zssk.sk/en/>

BUS:


We usually use buses though (it is cheaper) - there are several bus companies that go to *the Bratislava bus station Mlynské Nivy* or to the *Bratislava's Main Train Station*. You just have to get out of the airport arrival building and you will see the bus platforms on your right (see the map below). Buses go to Bratislava almost every 30 min. You can check it out on the websites and book the ticket in advance. Since you cannot know whether your flight is delayed or no, we would recommend you to buy the ticket online right before landing. Be careful, as buses get fully booked often.

Here are some bus companies:

[StudentAgency](#)

[Slovak Lines](#)

[FlixBus](#)

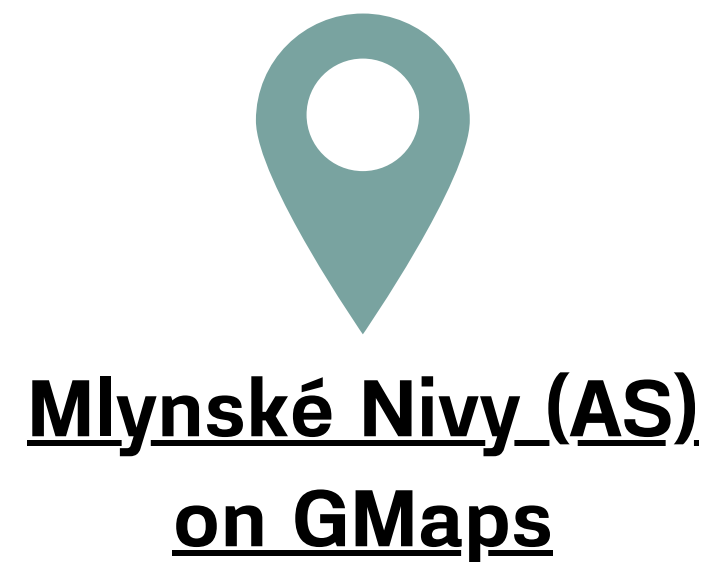


You can also check which bus from Vienna suits you the best here:
<https://cp.hnonline.sk/en/vlakbusmhd/spojenie/>

**BRATISLAVA MLYNSKÉ NIVY ->
TRNAVA:**

The trip by bus takes up to one hour. You get to the Bratislava bus station and maybe you will be lucky and catch a bus going to Trnava. You can check it here:
<https://cp.hnonline.sk/en/vlakbusmhd/spojenie/>.

Note: don't forget to check **how long the ride is**, because it might be the bus stopping at every village, which can take up to two hours. In this case, please go rather by train.



If there is no suitable bus, you need to get to the train station. Get on the bus number **40 (platform D)**, **destination:** *the Main Train Station (Hlavná stanica)*. The public transport stop is outside of the shopping centre and underground bus station. Don't forget to buy the ticket in the yellow machine outside and then validate it in the machine inside the bus. Buy the 30 min ticket (the bus ride takes 12 minutes). See above on how to get from **Bratislava Main Train Station -> Trnava**.

When you reach the train station in Trnava, please follow the below instructions on how to get to the accommodation.

*If you need any help with finding the best options,
let us know.*

*We can send you available train schedules
depending on your arrival times.*

HOW TO GET FROM TRNAVA TO ACCOMMODATION



When you reach Trnava, we will be organising pickups for you. Still, there are few ways how to reach the hotel by yourself:

BUS: Take a bus (number 666 or 207425) from the bus station, platform number 7. The bus station is a two minutes walk from the train station (see the map below). You can check the bus timetable here:

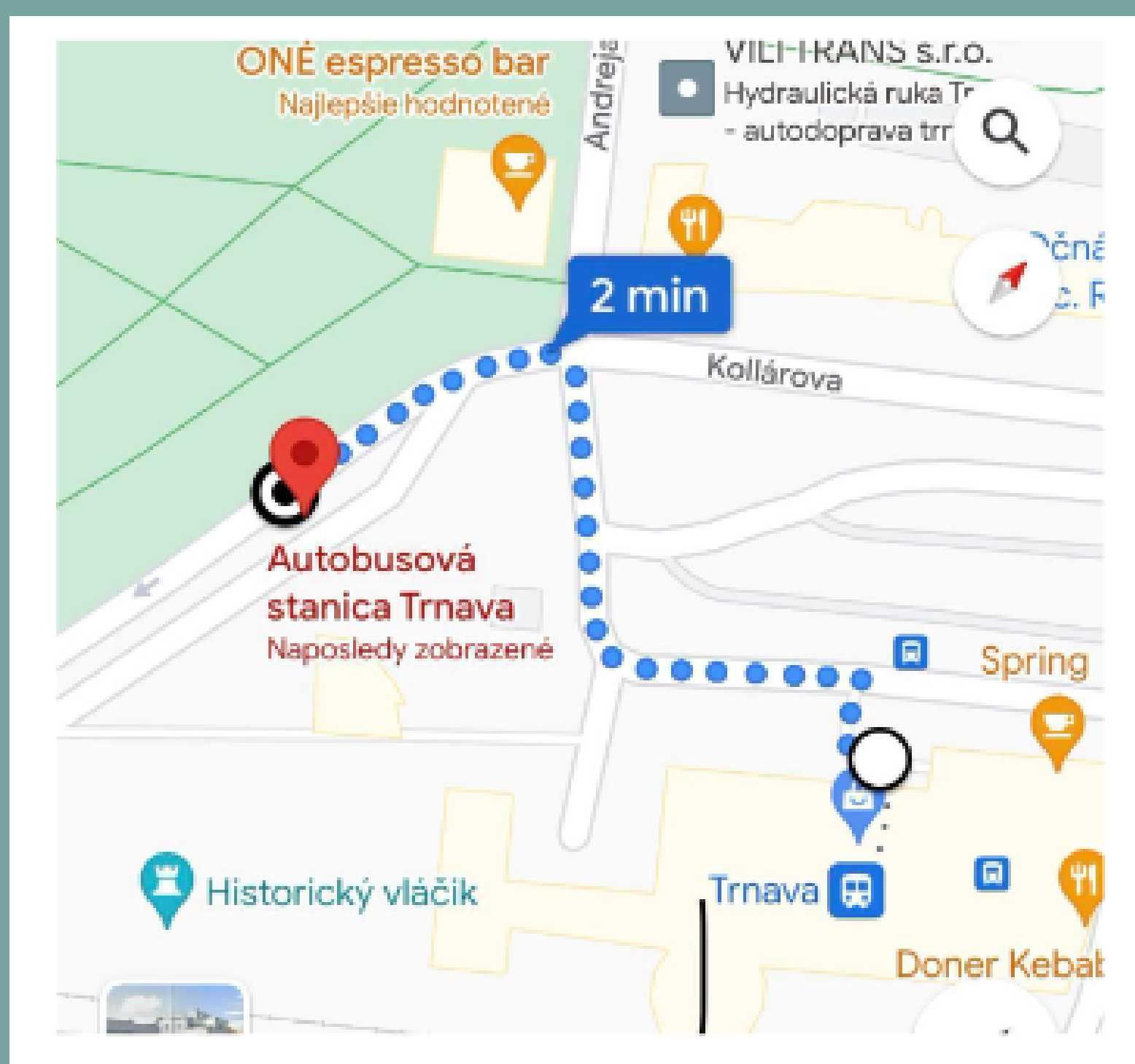
<https://cp.hnonline.sk/en/vlakbusmhd/spojenie/>

You have to search as follows:

from: Trnava

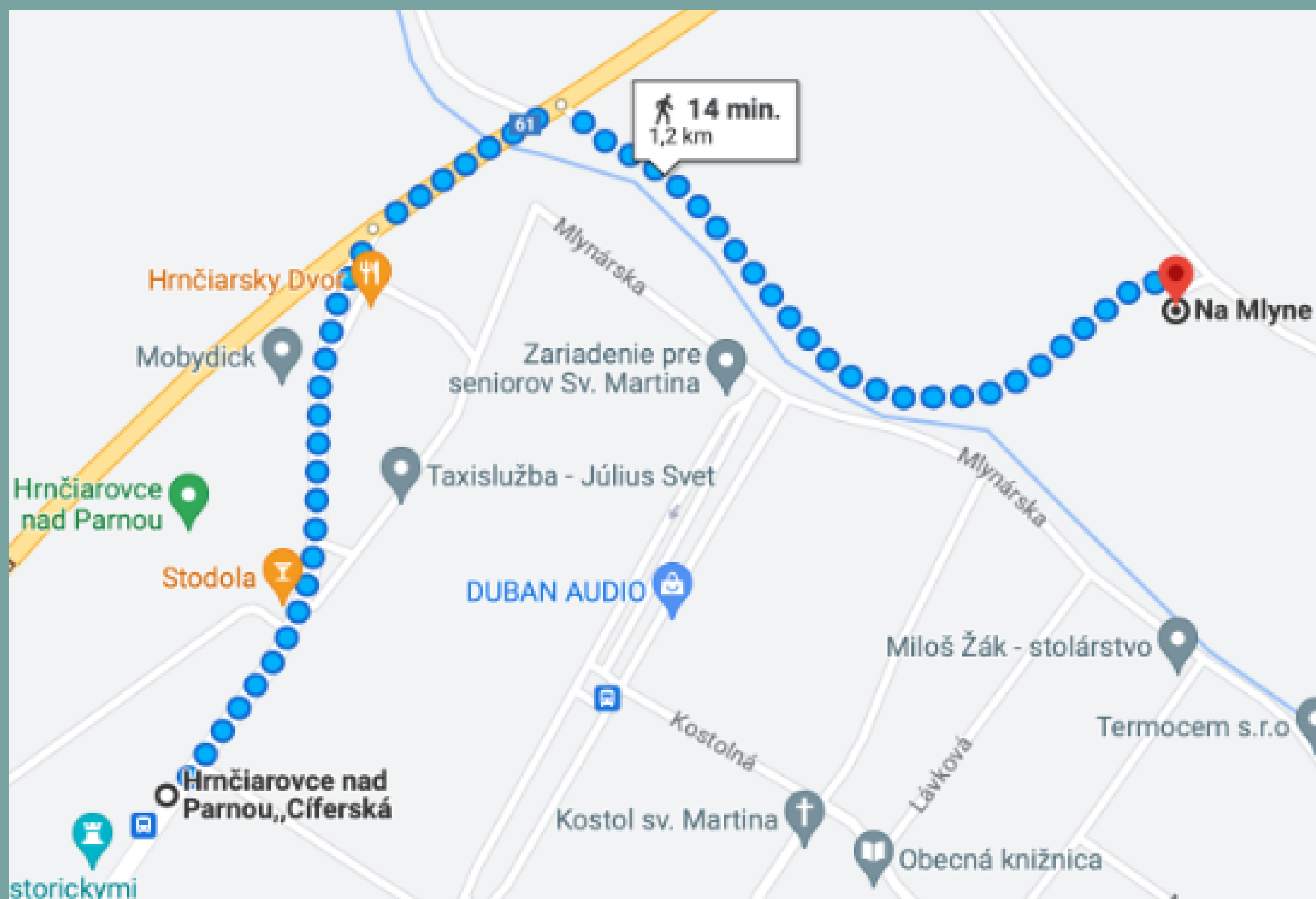
to: Hrnčiarovce n.Parnou, Cíferuská.

Map: Route from Trnava's Train Station to Bus Station



[Trnava's Bus station on GMaps](#)

Map: How to Get from Bus Stop to Accommodation



You cannot buy the ticket in advance. You need to buy it from a bus driver in cash (euro) asking for the adult ticket to *Hrnčiarovce*. The trip will take around **8 mins**. Once you get off the bus in Hrnčiarovce, you will reach the **Penzion Na Mlyne** by foot, which will take you around 14 mins (see the map above).

TAXI: You can take either a Bolt taxi from the train station by using the Bolt mobile app or you can call or message Denisa (+421908203410) and she will call the normal taxi for you. The accommodation address is:

*Na Mlyne, Mlynárska 4583/14,
919 35 Hrnčiarovce nad Parnou*



[Na Mlyne on GMaps](#)

BY FOOT: If you are a fan of walking, you can reach the accommodation by foot. It will take around 40 min (if you walk fast than less 😊).

ACCOMMODATION AND HOSPITALITY

We will be accommodated in **Penzion Na Mlyne** located in a pleasant green suburban area of the historical city of Trnava.

Participants will stay in shared rooms (2- 3 people in a room and one big apartment for 5 people) with their own bathroom. The meeting room where most of the activities will take place will be right in the pension.



Na Mlyne
on GMaps



This is the address of accommodation:

**Na Mlyne, Mlynárska 4583/14,
919 35**

Hrnčiarovce nad Parnou
<http://www.namlyne.sk>

Trnava is a beautiful and cosy regional city where you can find lots of nice places to go. You definitely won't be bored there in your free time.

LUNCHEES, DINNERS, COFFEE-BREAKS



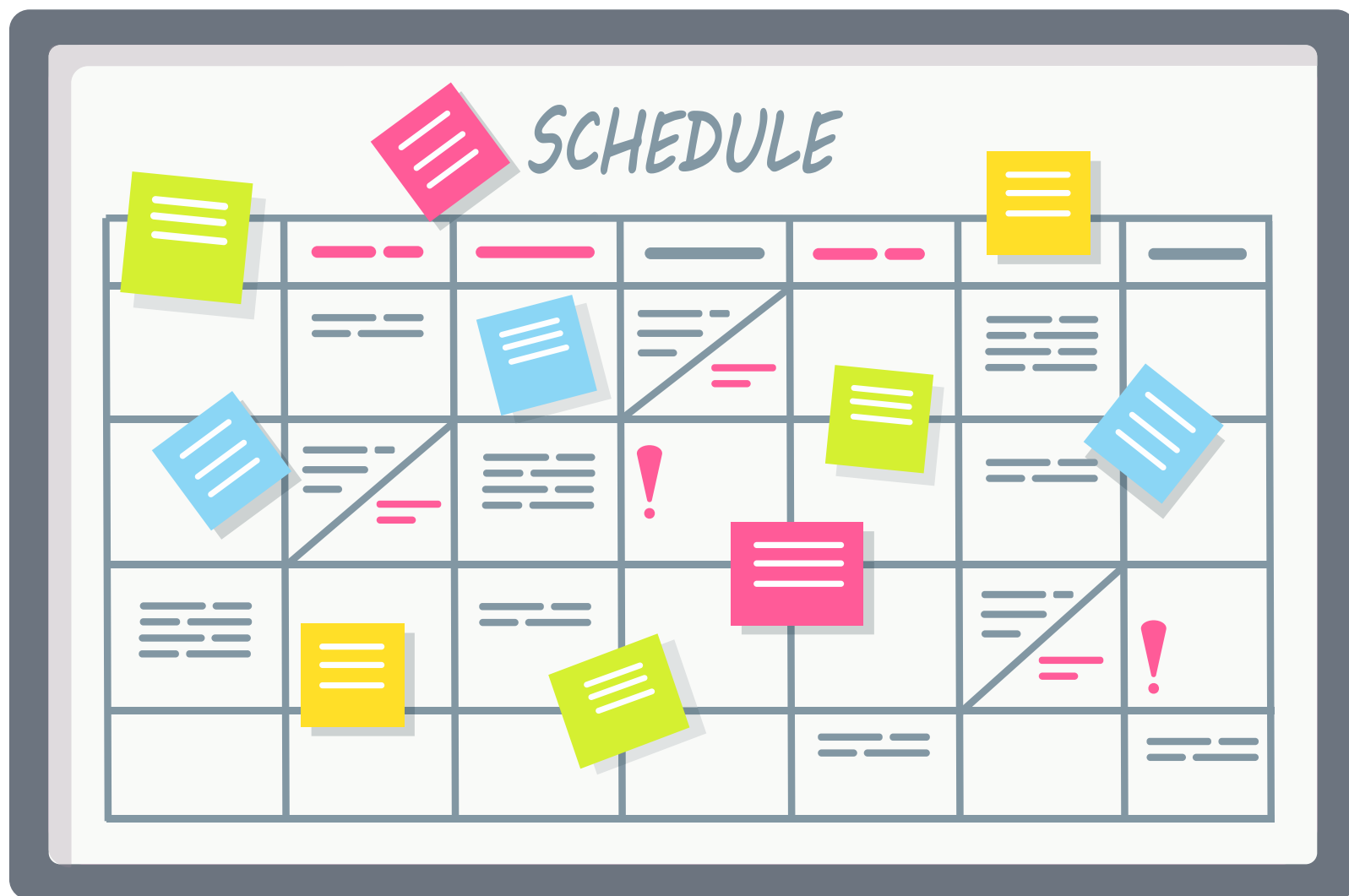
The food will be provided by the organisers (breakfast, lunch, dinner and coffee breaks included each day). We will take into consideration your dietary restrictions that you **informed us about through the registration form.**

Any additional refreshments and food are on your own costs.



PROGRAMME

To be added soon



WHAT TO PREPARE?

We would like to invite you to fully engage with the program, so if you have any ideas for energizers, group discussions or games, they are much welcomed. Also, during two of our evenings we will organise an “intercultural night”, the aim of which is to present our countries and learn more about them. Therefore we would like to ask you to prepare a short presentation/quiz/talk about your country and if it is possible please bring with you some traditional snacks, drinks, or food which you would like to share with others.

FINANCES a.k.a Reimbursements

We would like to ask you to bring those documents for reimbursements that you don't need for your return trip to organisers in the beginning of the training. You can hand them to trainers each day during the training. European Dialogue will reimburse travel costs (flight + train or bus ticket, in a specific situation also taxi) from the place of your current residence up to the amount written below:

Slovakia	180* EUR
Poland	180 EUR
Italy	275 EUR
Montenegro	275 EUR
Bulgaria	275 EUR
Austria	180 EUR
Armenia	360 EUR
Czechia	180 EUR

Although travel costs will be reimbursed, you are expected to make your own travel arrangements as soon as possible after receiving the acceptance email.

Please ask for the confirmation from someone of the European Dialogue contact persons on it, unless your local sending organisation is taking care of this for you.

You are expected to use following means of the transportation:

- **Train:** 2nd class ticket (normal as well as high-speed trains)
- **Flight:** return economy-class air ticket or a cheaper ticket
- **Bus**
- **Car**

In specific situations you may use a taxi, but you should discuss this with us in advance.

European Dialogue (or your sending organisation) can help you with finding the most suitable travel plan.

If you don't have it already, you are expected to arrange adequate **medical and travel insurance**. Unfortunately, it cannot be reimbursed by organisers.

Please send the documents you need for your return trip by post to European Dialogue (reimbursement form and information about address will be given to you at training). If you have only digital tickets, it is enough to send them via email.

You are asked to do so within **three weeks** after the training. Without all documents required we cannot proceed with your reimbursement, so please keep all receipts, invoices, tickets or boarding passes!

Documents required for reimbursement

The documents that will be sent to you by the European Dialogue:

- Reimbursement form.

Other documents required for reimbursement:

- Invoices, where the price is stated;
- Original plane boarding cards, train/bus tickets.

For any further details concerning reimbursement arrangements, please write to m.maska@europskydialog.eu

IMPORTANT CONTACTS

Denisa Karabová - coordinator, trainer

d.karabova@europskydialog.eu

+421 908 203 410

Monika Kmeťová - trainer

m.kmetova@europskydialog.eu

+421 918 732 830

Martin Maška - trainer, reimbursements

m.maska@europskydialog.eu

+420 721 766 873

Ali Honaramiz - trainer

a.honaramiz@europskydialog.eu

+30 698 277 1481



CHECKLIST

Time zone	Slovakia is located in the UTC/GMT + 1 hour
Currency	The currency in Slovakia is Euro - €
Weather conditions	Weather is unpredictable in March. You can check the forecast here: https://www.yr.no/en
Venue and accommodation	Penzion Na Mlyne, Mlynárska 4583/14, 919 35 Hrnčiarovce nad Parnou, http://www.namlyne.sk
Arrivals Departures	Participants are expected to arrive on 17th of March, ideally before 19:00. Departure will be on 23th of March after breakfast.
Contacts on organisers	Denisa: +421 908203410 Monika: +421 918732830 Martin: +420 721766873 Ali: +30 698 277 1418
Insurance	Make sure you get relevant travel and health insurance, if you don't have it yet!
Registration form	If you have been selected to participate, make sure you filled the registration form: http://bit.ly/40LymfZ
Don't forget as well	<ul style="list-style-type: none">* Shampoo and other toiletries (personal hygiene set);* Laptops, chargers, power cables (not obligatory);* Pocket money - Euros;* Personal Identification documents;* Ideas for energizers;* Your good mood! <p>You don't have to bring with you towels, as they will be provided to you by the accommodation.</p>